

STUBE[®]

conduit boxes are made from Malleable Iron, manufactured under strict quality control to ensure consistency in our delivery. These products complies with BSEN 61386 (BS 4568:Part 2:1970) Class 4, available in 20mm, 25mm and 32mm.



Terminal Box



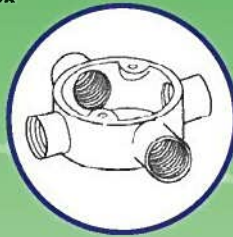
Angle Box



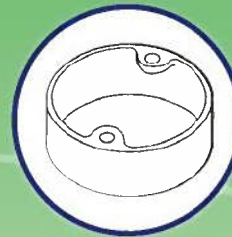
Through Box



Tee Box



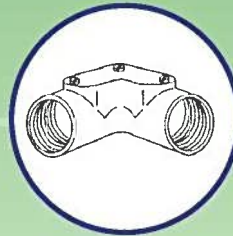
Cross Box



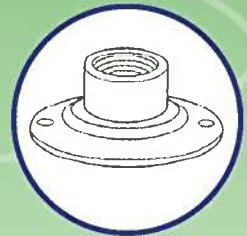
Looping Box



Inspection Tee



Inspection Elbow



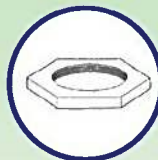
Dome Cover

STUBE[®]

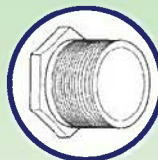
fittings and accessories are also available in varies sizes to compliment our range of products.



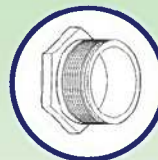
Coupling



Locking nut



Long Bush



Short Bush



Reducer



PVC Coated Flexible Conduit



G.I. Flexible Conduit



Adaptor with retaining screw



Kon Clip



Nipple



Half Bar Saddle



Full Bar Saddle



1 Gang KO Box



2 Gang KO Box