


CONDUIT BENDER




- 30mm square mild steel frame epoxy coated for rigors daily usage
- Designed to give maximum stability, minimizing the risk of sideways movement or skidding across floor
- Can accommodate 20 mm(3/4"), 25 mm (1") and 32 mm (1-1/4") Former

CONDUIT BENDER ACCESSORIES



S01 Bending Lever




S02 Extension Tube




S06 Groove Roller




S07 Groove Roller Pin w/ Chain & Fix pin



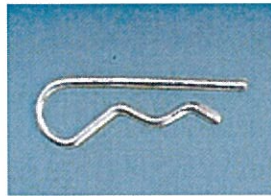
S08 Center Pin



S09 Stop Bar



S10 Tube Stop




S12 Retaining Pin



S15 Pipe Vice



S14 Fix Pin and Chain



S12 Retaining Pin